NATIONAL SENIOR CERTIFICATE EXAMINATION
MAY 2025

MUSIC: PAPER II

MARKING GUIDELINES

Time: 1½ hours 50 marks

These marking guidelines are prepared for use by examiners and sub-examiners, all of whom are required to attend a standardisation meeting to ensure that the guidelines are consistently interpreted and applied in the marking of candidates' scripts.

The IEB will not enter into any discussions or correspondence about any marking guidelines. It is acknowledged that there may be different views about some matters of emphasis or detail in the guidelines. It is also recognised that, without the benefit of attendance at a standardisation meeting, there may be different interpretations of the application of the marking guidelines.

IEB Copyright © 2025

QUESTION 1

1.1 Add the missing notes to complete the scale of E flat melodic minor.



Scale (1) Scale either correct or incorrect

1.2 Write the descending scale of A flat major, beginning and ending on the subdominant note. Use a key signature.



Key signature = (1)

Scale = (1)

1.3 Write the scale of G harmonic minor, descending, without a key signature, but with the necessary accidentals. Use the given time signature and end on the given note value. Create your own rhythm, which must include at least one triplet. Complete the last bar with rests, correctly grouped.



Scale = (1) Scale either correct or incorrect

Grouping = (1)

Triplet = (1)

1.4 Add the necessary accidentals to form the Mixolydian mode on B flat.



Scale = (1) Scale either correct or incorrect

IEB Copyright © 2025

1.5 Write the whole-tone scale starting on C sharp. Use semibreves.



Or



Scale = (1) Scale either correct or incorrect

1.6 Identify the scale and the compositional technique used in this melody.



Scale: Chromatic scale
Compositional technique: Ascending Sequence

1.7 Write the F blues scale, descending. Use semibreves.



Or



Scale = (1) Scale either correct or incorrect

1.8 Rewrite the following rhythm in compound time without changing the rhythmic effect.

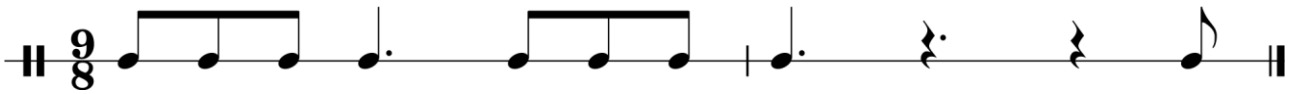

Time signature = 1
Each bar = (½ × 2)

IEB Copyright © 2025

QUESTION 2

Refer to **APPENDIX A** in the Resource Booklet.

2.1 Describe the form/structure of this piece.

Minuet and Trio form / Compound Ternary

Minuet (bars 1–24): A section = bars 1–10 (repeated); B section = bars 11 – 24 (repeated)

Trio (bars 25–54): C section = bars 24–38 (repeated); D section = bars 39–54 (repeated)

Minuet : bars 1–24

2.2 Which movement of a Classical symphony usually uses this structure?

Third movement

2.3 Name the key in bar 10.

E major

2.4 What is the relationship between this key and the tonic key?

Dominant key

2.5 Identify the key in bar 25.

A minor

2.6 Name the key and the cadence labelled '**W**' on the score.

C major; Perfect cadence

2.7 Identify the non-chordal notes labelled '**X**' and '**Y**'.

X **Passing note** Y **Suspension**

2.8 Identify the intervals labelled (i) and (ii).

(i) **Minor 3rd**

(ii) **Augmented 5th**

2.9 Name the rhythmic device present in bars 25–54.

Syncopation

2.10 Explain the meaning of *Menuetto da capo.*

Repeat from the beginning

IEB Copyright © 2025

QUESTION 3

Refer to **APPENDIX B** in the Resource Booklet.

3.1 Compare the instrumentation of this work with that of your symphonic set work. Was this work written before or after your set work? Motivate your answer.

Before. Classical period
Paired woodwinds e.g. two clarinets, 2 oboes
Shared line for cello and double bass

3.2 Rewrite the viola part in bars 11–12 an octave higher in the treble clef.



Notes = 1 mark per bar

3.3 Transpose the B flat clarinet parts in bars 7–8 so that they sound at concert pitch. Remember to include the new key signature.



Key signature
Notes

3.4 The melody below is taken from bars 1–3 in the oboe part. Rewrite this melody to demonstrate rhythmic diminution. Remember to include the new time signature.



Time signature
Rhythm

IEB Copyright © 2025

QUESTION 4

4.1 Study the four-part harmonisation below and follow the instructions.



4.1.1 State the key and figure the chords labelled **'A' and 'B'.**

Key: D minor
A: V6
B: iv6

4.1.2 Name the cadence at **'C'.**

Interrupted cadence

4.1.3 Identify the non-harmonic note labelled **'x'.**

Passing note

4.2 Harmonise the given melody in four-part harmony. Include a passing 6/4 progression and a V7 chord. State the key and figure all chords.



Key: D major
Each chord
Incorrect doubling/spacing = minus 0.5
Incorrect resolution of V7 = minus 0.5

Total: 50 marks

IEB Copyright © 2025